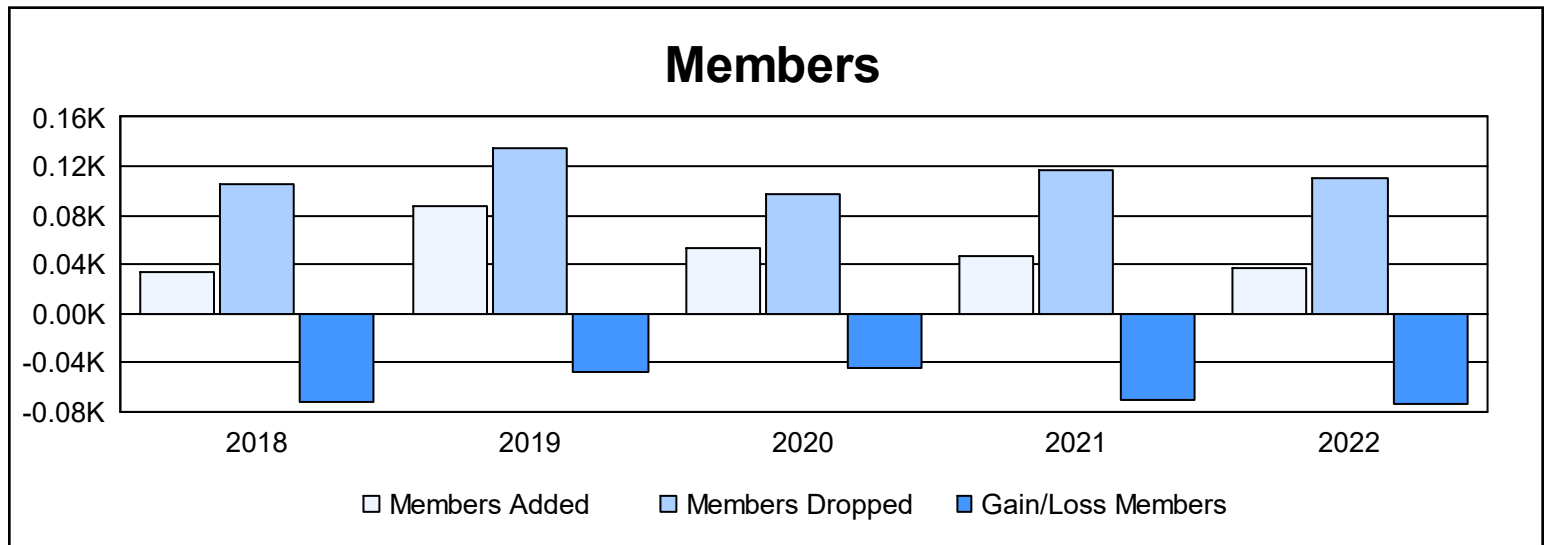
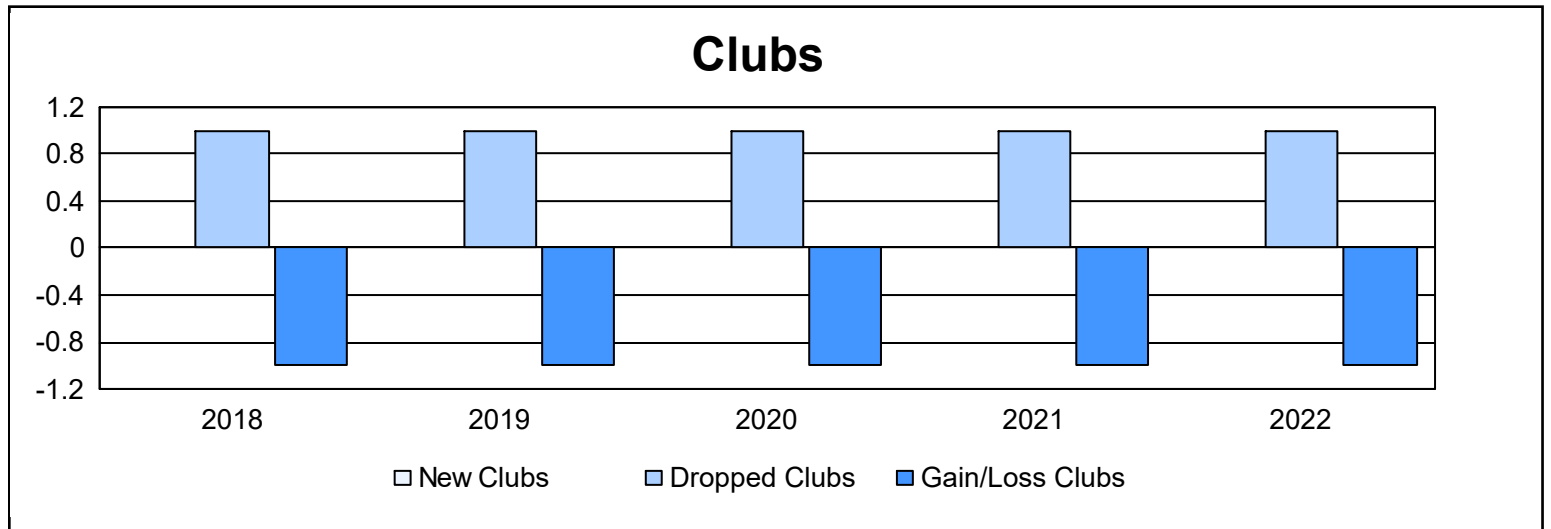
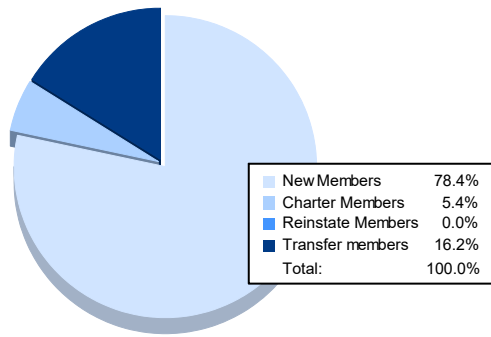


| Year           | New Clubs | Dropped Clubs | Gain/ Loss Clubs | New Members | Charter Members | Reinstate Members | Transfer Members | Total Member Added | Total Members Dropped | Gain/ Loss Members |
|----------------|-----------|---------------|------------------|-------------|-----------------|-------------------|------------------|--------------------|-----------------------|--------------------|
| 2017-2018      | 0         | 1             | -1               | 27          | 0               | 1                 | 5                | 33                 | 105                   | -72                |
| 2018-2019      | 0         | 1             | -1               | 60          | 1               | 2                 | 25               | 88                 | 135                   | -47                |
| 2019-2020      | 0         | 1             | -1               | 20          | 5               | 10                | 18               | 53                 | 97                    | -44                |
| 2020-2021      | 0         | 1             | -1               | 30          | 1               | 1                 | 14               | 46                 | 116                   | -70                |
| 2021-2022      | 0         | 1             | -1               | 29          | 2               | 0                 | 6                | 37                 | 111                   | -74                |
| <b>Average</b> | <b>0</b>  | <b>1</b>      | <b>-1</b>        | <b>33</b>   | <b>2</b>        | <b>3</b>          | <b>14</b>        | <b>51</b>          | <b>113</b>            | <b>-61</b>         |



### Membership Composition June 2022 Cumulative



### Gender Composition June 2022 Cumulative

